

# Wherever There is Pro AVL . . . There is LynTec

Every power control panel LynTec has ever made is reliable, protective and brilliantly simplistic. Switching at the circuit level is our legacy. While our heritage is in venues like Madison Square Garden, the Austin City Limits Stage at the Moody Theater and the like, our future is everywhere there is amplified sound, performance lighting and distributed video to control.

## RPC SERIES PANELS | THE INDUSTRY'S MOST COMPLETE SELF-CONTAINED ELECTRICAL CONTROL PANEL

The patent pending RPC control system is available for controllable circuit breaker panels based on the Square D PowerLink hardware platform. Your RPC panel arrives as a complete hardware/software package and ready to install with standard features that put you in total control without on-site commissioning and LynTec support at your service.

### Control at Your Fingertips

Built-in web server with browser interface

Set up, control and monitor via smart phone, tablet or computer

### Your Systems Your Way


Interface with any control system that communicates individual circuit addresses in IP, Telnet, DMX, sACN, RS-232 or contact closures

Enable up to 12 zones, and each zone can be controlled by a different protocol

Circuit level sequencing with customizable step-rates from fractions to 999 seconds (reverse off)

Circuit selectable load shedding, auto-on, over/under voltage protection

Built-in scheduling program with astronomical clock and up to 84 available schedules



plugs in - no extra wiring



# LynTec

LynTec.com | 800.724.4047

Power Control Simplified

# RPC SERIES PANELS

## Customize it to Your Systems

30-84 space, 100-600A MLO and MCB panels

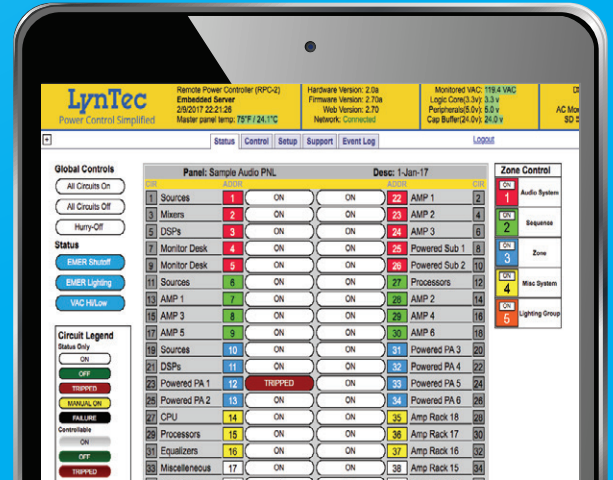
Motorized breakers in 15,20 and 30 amps, 1, 2 and 3 poles and up to 84 available schedules

Optional enclosures and accessory lugs

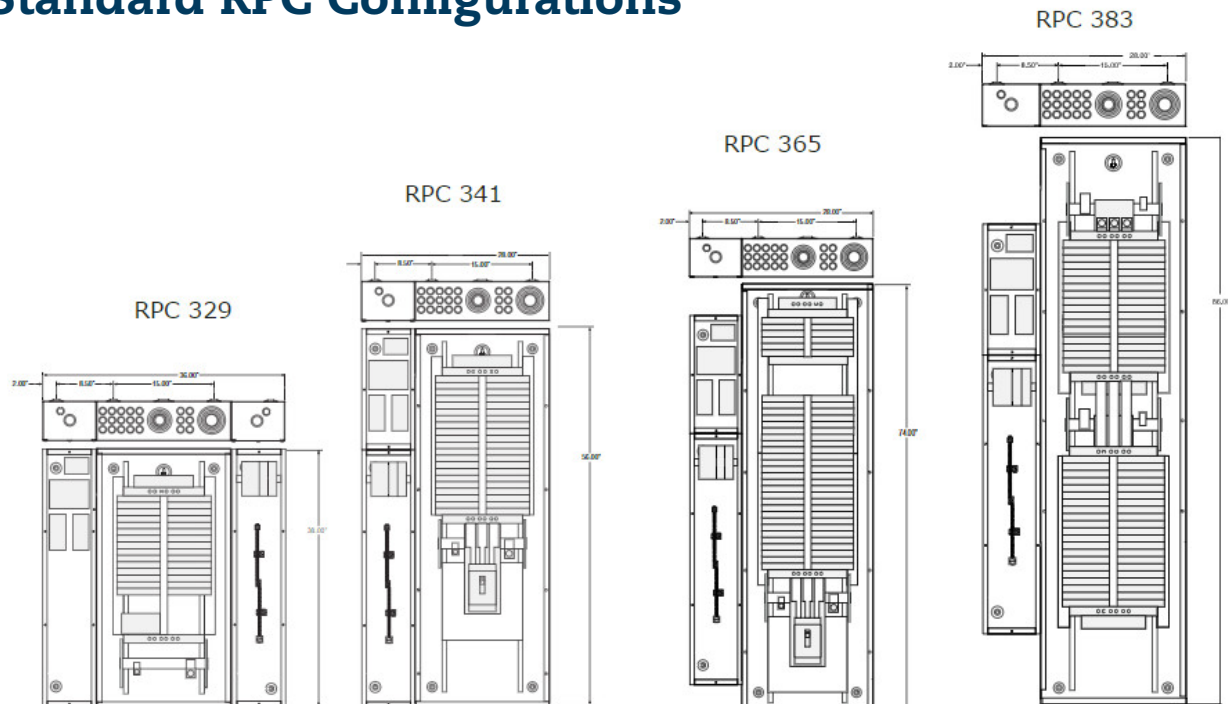
External device control via optional I/O-R outbound signaling relay card

Integrated SPD and SurgeX in-panel surge elimination modules

Branch circuit current monitoring and reporting via Modbus or IP



## Standard RPC Configurations

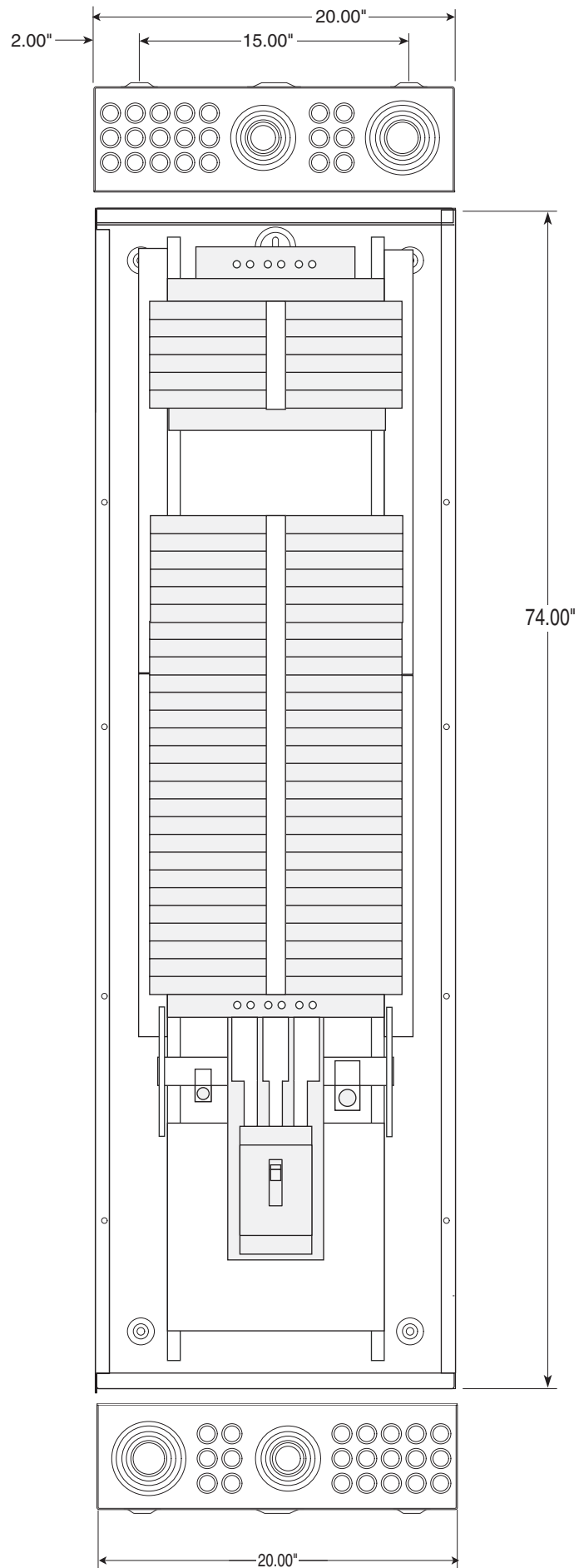


\* Surface mount, Nema 1, 200% neutrals and Isolated Technical Grounds are standard

**LynTec**

LynTec.com | 800.724.4047

# LynTec RPS 366 Mechanical



# LynTec RPS 366 MLO Mechanical

