
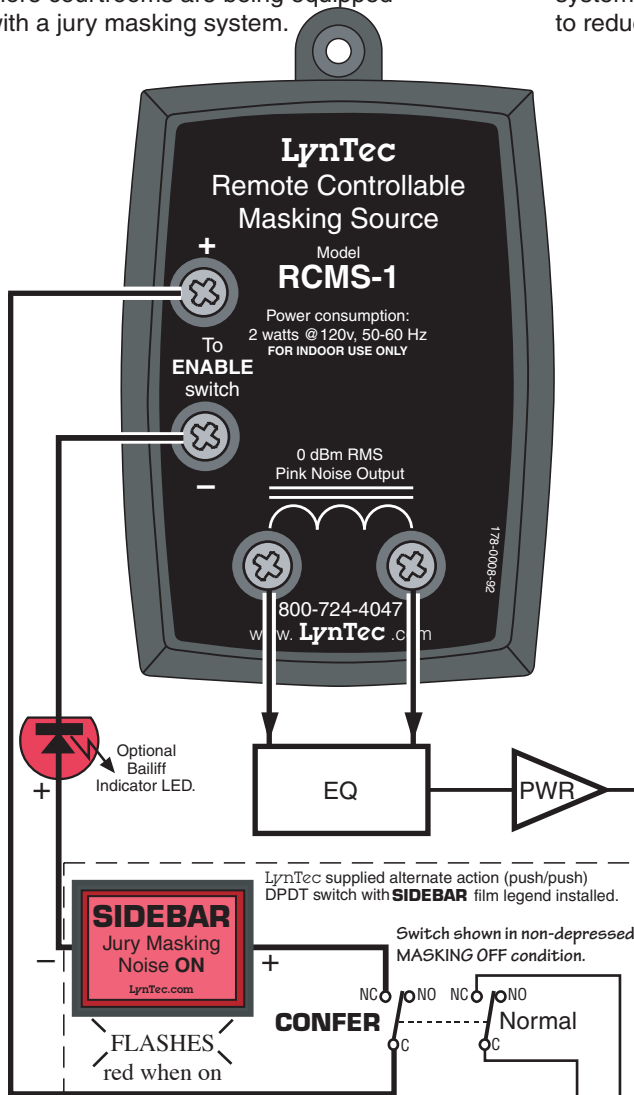


Jury Masking... When the judge doesn't want to be heard

To guarantee bench conference privacy, more courtrooms are being equipped with a jury masking system.

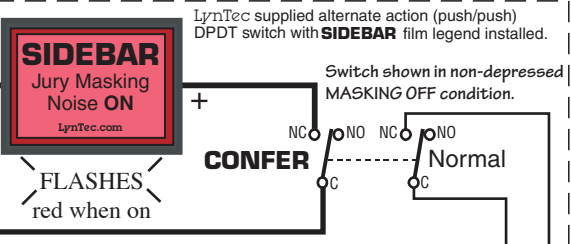
Activated by the judge, the sound reinforcement system is muted and the jury is flooded with pink noise to reduce the intelligibility of counsel conferences.



Scale: 1 to 1, Actual size, including switch legends.

Loudspeakers in jury rail or in ceiling above jury.

Also works great for a stand-alone pink noise source for audio system testing. Just short the ENABLE contacts for pink noise output.



Application: Jury box masking activated by the judge.

Function: To produce pink noise that may be controlled from a remote switch closure. The switch current source is flashed to drive the LEDs in the supplied push/push switch.

The noise is ramped on and off to eliminate the abruptness of hard switched noise.

Noise characteristics

Pink noise output, flat within 2 dB, 20 Hz to 20 kHz, as measured by a constant bandwidth analyzer.

Noise is produced by digital simulation with sequence limiting to prevent thumping.

Typical cycle time is 1 minute.

Noise output level: 0 dBm RMS (0.775v), transformer coupled into external 620 ohm load. Typical source impedance at 1 kHz: 275 ohms.

ENABLE/ Output Control function

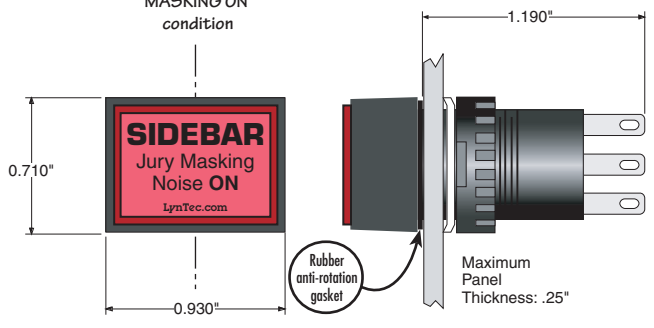
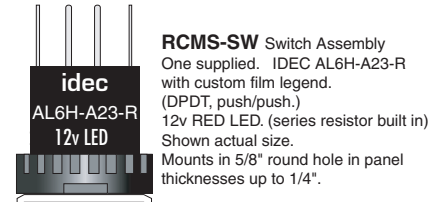
Closing the ENABLE contacts turns on the noise. The ENABLE terminals are driven by an internally generated, flashing, 10ma. current source.

Example: Noise is turned on when SIDEBAR switch is activated for bench conferences with court reporter still receiving judge's audio. Noise is also turned on when a parallel connected OFF THE RECORD switch is activated to mute court reporter's audio.

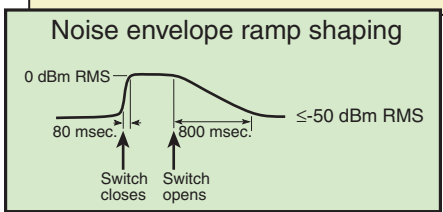
An optional remote indicating LED may be connected in series (with NO series resistor) to give the bailiff a flashing light when the jury masking system is in operation.

Opening the ENABLE contacts mutes the noise by at least 50 dB and extinguishes the LEDs.

Noise envelope rise and fall times: To smooth the on and off transitions, the output is ramped. Noise rises to full 0 dBm amplitude within 80 milliseconds after the switch is closed. Noise falls smoothly to below 50 dBm within 800 Milliseconds after the switch is opened.



Alternative film legends supplied for field installation.



Questions?
800-724-4047
8-5 Central Time
www.LynTec.com