

LynTec SGX Sidecars

Protected by **SURGEX**


*Surge Elimination Option for LynTec
MSP, LCP, SCP and RPC Series Panelboards*

**Circuit control and complete power protection
in a single panel!**

- ❑ Available in 4, 8, 10 and 12 module units.
- ❑ Factory installed in LynTec Sidecars and ships attached to LynTec panels.
- ❑ Advanced Series Mode surge protection
- ❑ Advanced Impedance Tolerant EMI/RFI filtering
- ❑ Self-test circuit with visual indicator
- ❑ 10-year warranty
- ❑ Made in U.S.A.

Available Models:

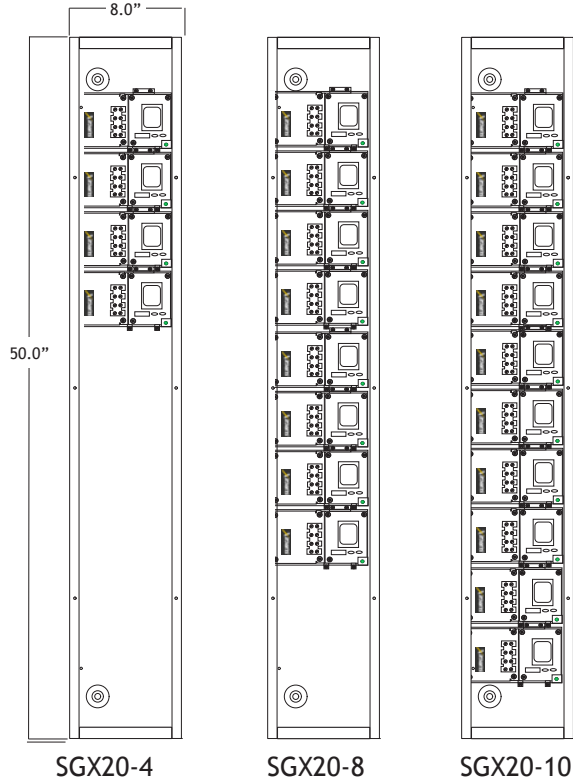
- ❑ SGX20-4
- ❑ SGX20-8
- ❑ SGX20-10 - Only available on MSP, LCP or SCP Series
- ❑ SGX20-12 - Only available on the RPC Series



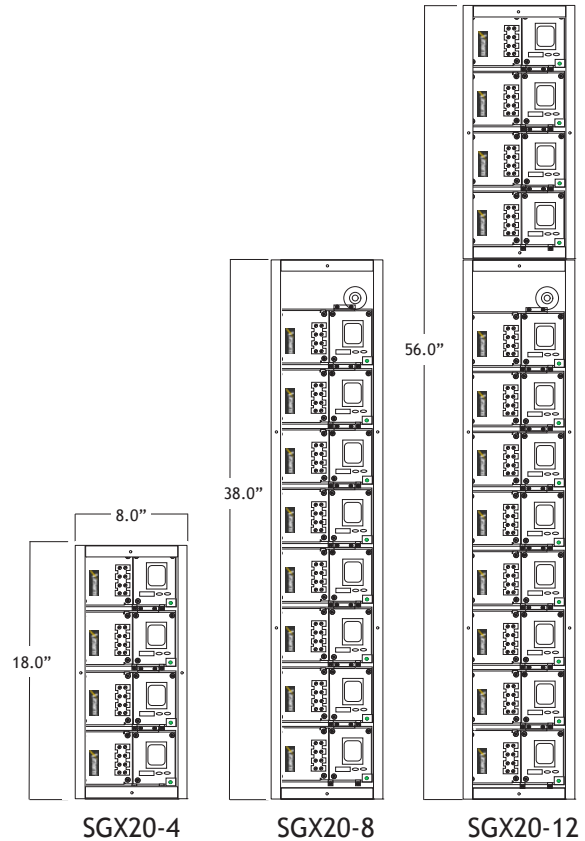
www.LynTec.com

800-724-4047 913-529-2233

SGX Series sidecars for MSP, LCP or SCP series panelboards



SGX Series sidecars for RPC series panelboards



SPECIFICATIONS

Load Rating: 20 amps per circuit @ 120 volts
 Power Requirement (no load): 15 watts per circuit
 Surge Let-Through Voltage (6000-volt surge): 0 volts
 UL 1449 Adjunct Classification Test Results:
 1000 surges, 6000 volts, 3000 amps, B3 pulse;
 Measured suppressed voltage: 170 volts; no failures.
 Federal Guidelines: Grade A, Class 1, Mode 1 (CID A-A-55818)
 EMI/RFI Filter, Normal Mode (50-ohm load):
 40 dB @ 100 kHz; 50 dB @ 300 kHz; 50 dB @ 3 MHz; 50 dB @ 30 MHz
 EMI/RFI Filter, Common Mode (50-ohm load):
 18 dB @ 300 kHz; 30 dB @ 1 MHz; 50 dB @ 5 MHz; 50 dB @ 20 MHz
 Maximum Applied Surge Voltage: 6000 volts*
 Maximum Applied Surge Current:
 Unlimited, due to current limiting*
 Maximum Applied Surge Energy:
 Unlimited, due to current limiting*
 Endurance (C62.41-1991 Category B3 pulses):
 1 kV>500,000; 3 kV>10,000; 6 kV>1000
 Dimensions: 18.0" (38.0, 50.0, 56.0) H x 8.0" W x 6.0" D
 (45.72 [95.62, 127, 142.24] x 20.3 x 15.2 cm)

Temperature Range: 5° to 35° C

Humidity Range: 5% to 95% R.H., non-condensing

Agency Listings: ETL and cETL (UL 1449, 2nd edition; CSA C22.2 No.8-M1986, R2000)

*1.2 x 50 μs pulse, industry standard combination wave-surge, as per IEEE C62.41

Specifications subject to change without notice.

This product, including its components and/or processes carried out thereby, are covered by one or more of the following: U.S. Pat. No. 4,870,534. 4,870,528. 6,728,089. 6,744,613. 7,068,487. Can. Pat. No. 1,333,191. 1,332,439. Other Patents Pending.

TECHNICAL DESCRIPTION

The SGX20 shall be housed in a steel enclosure. It shall operate from 120 volts AC and have a barrier strip accessible through knock-outs in the enclosure for hardwiring power input and output connections.

The SGX20 shall have a load rating of 20 amps per circuit at 120 volts, a self-test circuit with visual indicator and provide EMI/RFI filtering. It shall meet Federal Grade A, Class 1, Mode 1 guidelines for powerline surge suppressors and withstand at least 1000 occurrences of surge pulse voltages up to 6000 volts.