

LynTec

CATALOG LIST 6/3/24

RPC CONTROL PLATFORM.....	2
RPC SERIES PANELS.....	3
RPC BASE FEATURES	4
RPC PANEL PRICING	5
LCP LIGHTING CONTROL PANELBOARDS.....	6
LCP PANEL PRICING	7
RPC & LCP OPTIONS	8
NARROW PROFILE PANELBOARDS.....	8
RPC & LCP SERIES BREAKER PRICES.....	9
MOTORIZED BREAKERS	9
UNMOTORIZED BREAKERS	9
EXTERNAL DEVICE CONTROL.....	9
HIGH CURRENT CONTROL	9
CURRENT MONITORING OPTION	10
SURGEX SIDECAR OPTION	11
RPCR RELAY PANELS	12
XPC EXTEND POWER CONTROL SERIES.....	13
NPAC NETWORKABLE POWER AUTOMATION CONTROL.....	14
MSP MODULAR SEQUENCING PANELBOARDS.....	15
MSLC, LCLC & SCLC LOAD CENTERS	16
LOAD CENTER PRICING	17
MOTORIZED BREAKER RETROFIT BOXES	19
RELAY PANEL PRICING	19
ACCESSORIES	20
SURGE SUPPRESSION.....	20
COMPLETION RELAY OPTION FOR MS-12	20
MODULAR SEQUENCER UPGRADE	20
COMPANY SWITCHES.....	21

Terms & Conditions of Sale

Credit available pending approval. Credit cards: We accept MasterCard, Visa & American Express. Freight is prepaid and added to the invoice. For lead times and delivery information, please call for a detailed quote.



LynTec.com

800.724.4047 | 913.529.2233 | Fax 888.722.4157 | 913.529.4157

RPC

CONTROL PLATFORM

THE MOST COMPLETE SELF-CONTAINED ELECTRICAL CONTROL PANEL AVAILABLE

- Embedded web server with browser interface - no software to purchase
- No on-site commissioning or special training required
- Built in IP interface for smart phone, tablet or laptop control and monitoring
- Built in scheduling program with astronomical clock and 84 schedule events
- Built in contact closure inputs for wall or sensor operation (up to 38 inputs)
- Can be interfaced with any control system that communicates individual circuit addresses in IP, DMX, RS-232, BacNET or sACN
- Seamless integration into existing building management systems
- Circuit selectable load-shedding feature standard
- Circuit level sequencing with selectable step-rates standard
- Circuit selectable auto-on egress lighting feature standard
- Brownout (under-voltage) protection with automatic shutdown and controlled restart

interface screenshot



Use the RPC platform to add control, monitoring, equipment protection, energy management and to lower installation and maintenance costs.


IT'S AN ESSENTIAL PART OF A QUALITY INSTALLATION!

Experience the GUI at <http://demo2.lyntec.com>
 Username: admin Password: pw

RPC

SERIES PANELS | THE INDUSTRY'S MOST COMPLETE SELF-CONTAINED ELECTRICAL CONTROL PANEL

- Based on Square D's latest generation of motorized breaker technology, each breaker is rated for 200,000 on/off/on cycles and has a mean time to failure of 900,000 on/off/on cycles
- Combines electrical circuit on/off control and protection in a SINGLE PANEL
- Substantial installation labor savings over any other system available
- Single panel construction saves wall and/or rack space - NO REDUNDANT BOXES
- Network Control for remote browser-based setup, monitoring and operation
- Simple point and click GUI allows for easy zone setup and breaker operation
- Seamless integration into any RS-232, DMX512, sACN, BacNET or TCP/IP control system
- Up to 38 points of local control available
- One controller can manage up to 167 motorized breakers across 4 panels
- Power outage and brownout protection assures that your circuits NEVER power up or down incorrectly
- OPTIONAL - Current Monitoring
- OPTIONAL - SurgeX surge suppression sidecar
- OPTIONAL - Outbound control relay board



Plugs in - NO EXTRA WIRING



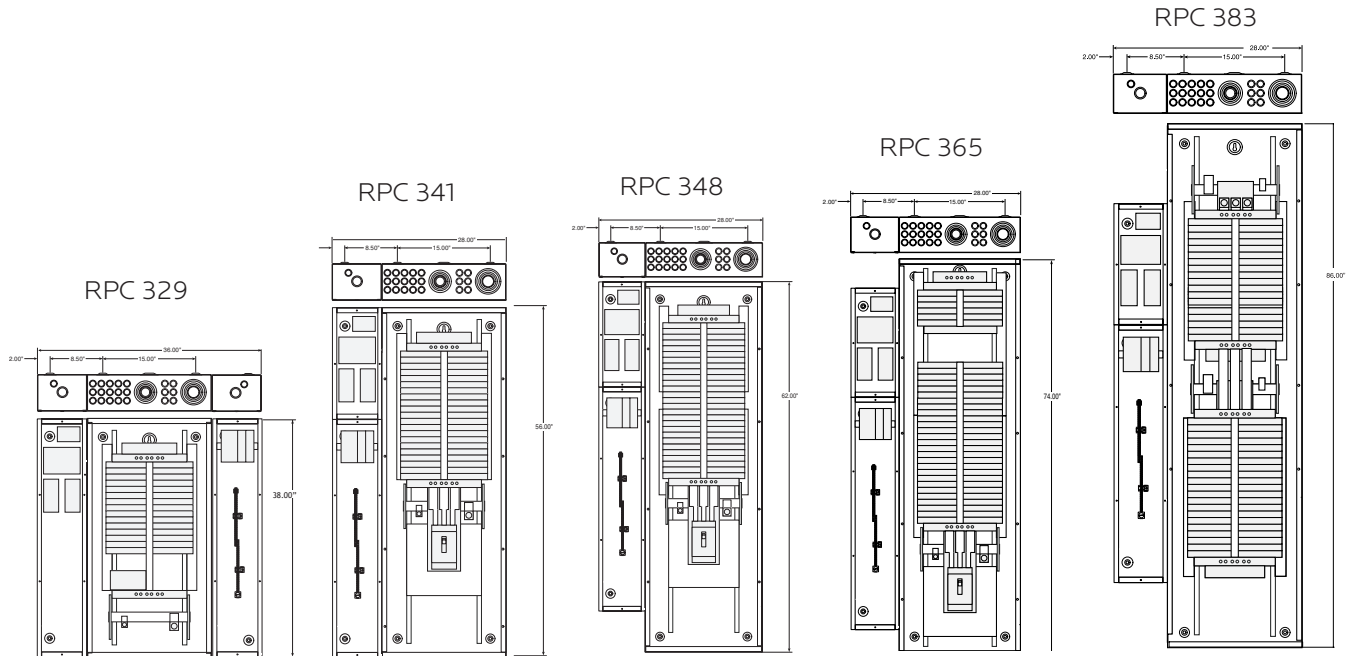
RPC BASE FEATURES

SPECIFYING IN 5 EASY STEPS

1. Designate the panel as a Controller or a Secondary panel: RPC = Controller, RPS = Secondary
2. Choose three phase (3) or single phase (1)
3. Choose Main Breaker (MCB) or main lugs only (MLO)
4. Choose the number of circuits: 29, 41, 65 or 83 for controllers and powered secondaries, 30, 42, 66, or 84 for standard secondaries
5. Provide circuit counts by breaker type

Each controller panel can control up to six additional control busses. 30 and 42 circuit panels have 2 control busses; 66 and 84 circuit panels have four control busses.

For secondary panels with an isolated technical ground cabinet add suffix -ITG. For secondary panels located more than 400 ft from the controller panel, use suffix -ITGP. P = remote power supply in secondary panel.




Model	Standard Main	Other Main Options	400A Option
RPC 329	100A	up to 125A	NA
RPC 341	225A	100A, 125A, 150A, 175A, 200A, 250A (<100A use model RPC 338)	RPC 341 M400
RPC 348	225A	100A, 125A, 150A, 175A, 200A, 250A	RPC 348 M400
RPC 365	225A	100A, 125A, 150A, 175A, 200A, 250A	RPC 365 M400
RPC 383	400A MLO	NA	NA

Other optional electrical features include feed-through and sub-feed lugs, current monitoring, and internal surge protection. Optional features may change panel dimensions. Single Phase panels available. Please contact for pricing. For a complete list of RPC models visit lyntec.com/rpc

RPC PANEL PRICING

LynTec Model	Description	List Price
RPC Series Controller Panelboards		
RPC 329	3Ø, 4 wire, 208Y/120Vac, 100A Main, Holds 29 breakers, Controls 29	\$9,644
RPC 338	3Ø, 4 wire, 208Y/120Vac, Mxxx A Main, Holds 38 breakers, Controls 38	\$12,265
RPC 341	3Ø, 4 wire, 208Y/120Vac, 225A Main, Holds 41 breakers, Controls 41	\$11,617
RPC 348	3Ø, 4 wire, 208Y/120Vac, 225A Main, Holds 48 controlled circuits plus 6 uncontrolled circuits.	\$13,872
RPC 365	3Ø, 4 wire, 208Y/120Vac, 225A main, Holds 65 breakers. Controls 65	\$16,879
RPC 383	3Ø, 4 wire, 208Y/120Vac, 400A MLO, Holds 83 breakers, Controls up to 83 breakers.	\$19,285
RPC Series Secondary Panelboards		
RPS 330	3Ø, 4 wire, 208Y/120Vac, 100A Main, Holds 30 breakers, is controlled by RPC panel	\$3,869
RPS 330 ITG	3Ø, 4 wire, 208Y/120Vac, 100A Main, Holds 30 breakers, is controlled by RPC panel. Isolated technical ground sidecar.	\$4,816
RPS 342	3Ø, 4 wire, 208Y/120Vac, 225A Main, Holds 42 breakers, is controlled by RPC panel	\$5,946
RPS 342 ITG	3Ø, 4 wire, 208Y/120Vac, 225A Main, Holds 42 breakers, is controlled by RPC panel. Isolated technical ground sidecar.	\$6,666
RPS 348	3Ø, 4 wire, 208Y/120Vac, 225A Main, Holds 48 controlled circuits plus 6 uncontrolled circuits; is controlled by RPC panel	\$8,201
RPS 348 ITG	3Ø, 4 wire, 208Y/120Vac, 225A Main, Isolated Technical Ground, Holds 54 breakers (48 controllable), is controlled by RPC panel	\$8,925
RPS 366	3Ø, 4 wire, 208Y/120Vac, 225A MCB, Holds 66 breakers, is controlled by RPC panel.	\$11,149
RPS 366 ITG	3Ø, 4 wire, 208Y/120Vac, 225A MCB, isolated technical ground sidecar. Holds 66 breakers, is controlled by RPC panel	\$11,869
RPS 384	3Ø, 4 wire, 208Y/120Vac, 400A MLO, Holds 84 breakers, is controlled by RPC panel.	\$13,058
RPS 384 ITG	3Ø, 4 wire, 208Y/120Vac, 400A MLO, Holds 84 breakers, Controlled by RPC panel.. Isolated Technical Ground Sidecar.	\$13,812
Emergency Lighting Option		
-UL924	-UL924 Emergency lighting option for LCP panels. Includes all UL924 labelling.	\$23



Motorized Breakers are required to complete this system. Please see pg 9 for breaker pricing. Panels ship complete and ready to hang.

Open RPC 341 panel shown left with optional current monitoring and SurgeX sidecar. See page 7-8 for pricing.



LCP | LIGHTING CONTROL PANELBOARDS

Purpose-built for lighting applications

LynTec's new LCP panel series is custom tailored for lighting applications. Based on the Square D G3 Powerlink breaker, the LCP brings you the lighting features you need with the performance that you trust. This makes the new LCP series panel one of the most cost-effective and easy-to-use power control options on the market today.

DMX, sACN and IP-based Control at Your Fingertips

- Built-in web server with browser interface
- Set up, control and monitor via smart phone, tablet or computer
- Interface with any control system that communicates individual circuit addresses in IP, DMX-512, sACN or contact closures for light sensors, motion sensors or switch sets.

Your Systems Your Way

- Enable up to 12 zones with each zone controlled by a unique protocol
- Create up to four sets of unique DMX-512 or sACN addresses for control
- Individually control circuits using unique addresses individually assigned or control entire zones using a single DMX or sACN address to free up addresses for other uses.
- UL-924 Capable for Emergency Ingress/Egress lighting
- Built-in scheduling program with an astronomical clock that has up to 84 available schedules including Sunrise, Sunset and multiple schedules controlling individual zones for complete customization

Fully Customizable

- 30-84 space, 100-400A MLO and MCB panels
- Motorized breakers in 15, 20 and 30 amps, 1, 2 and 3 poles.
- Unmotorized Breakers up to 125A available in 1, 2 or 3 poles.
- Optional Integrated SPD and SurgeX in-panel surge elimination modules
- Based on Square D's latest generation of motorized breaker technology, each breaker is rated for 200,000 on/off/on cycles and has a mean time to failure of 900,000 on/off/on cycles
- Substantial installation labor savings over any other system available

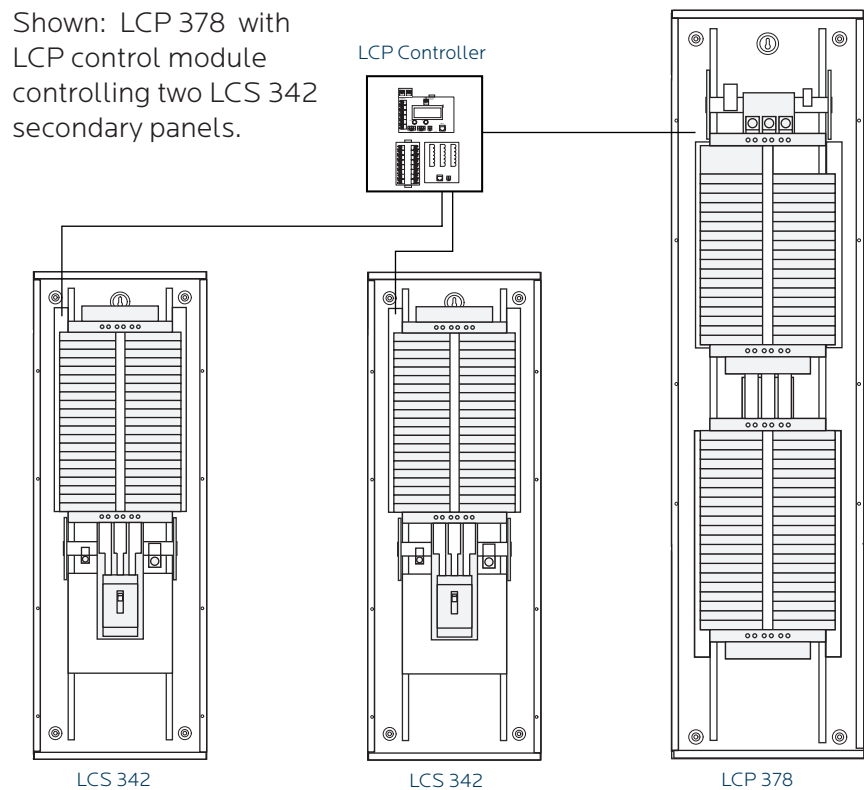
LCP PANEL PRICING

LynTec Model	Description	List Price
LCP Series Controller Panelboards		
LCP 330	3Ø, 4 wire, 208Y/120Vac, 100A Main, Holds 29 breakers, Controls up to 156 breakers. Includes LCP controller in separate enclosure.	\$6,441
LCP 342	3Ø, 4 wire, 208Y/120Vac, 225A Main, Holds 41 breakers, Controls up to 168 breakers. Includes LCP controller in separate enclosure.	\$8,518
LCP 348	3Ø, 4 wire, 208Y/120Vac, 225A Main, Holds 48 controlled circuits plus 3 uncontrolled circuits. Controls up to 162 breakers. Includes LCP controller in separate enclosure.	\$10,773
LCP 378	3Ø, 4 wire, 208Y/120Vac, 400A MLO, Holds 78 breakers, Controls up to 162 breakers. Includes LCP controller in separate enclosure. (Available in areas where NEC 2008 has been adopted.)	\$15,630
LPC Series Secondary Panelboards		
LCS 330	3Ø, 4 wire, 208Y/120Vac, 100A Main, Holds 30 breakers, is controlled by LPC panel.	\$3,869
LCS 342	3Ø, 4 wire, 208Y/120Vac, 225A Main, Holds 42 breakers, is controlled by LPC panel.	\$5,946
LCS 348	3Ø, 4 wire, 208Y/120Vac, 225A Main, Holds 48 controlled circuits plus 6 uncontrolled circuits; is controlled by LCP panel	\$8,201
LCS 366	3Ø, 4 wire, 208Y/120Vac, 225A MCB, Holds 66 breakers, is controlled by LCP panel.	\$11,149
LCS 384	3Ø, 4 wire, 208Y/120Vac, 400A MLO, Holds 84 breakers, is controlled by LCP panel. (Available in areas where NEC 2008 has been adopted.)	\$13,058
Emergency Lighting Option		
-UL924	-UL924 Emergency lighting option for LCP panels. Includes all UL924 labelling.	\$23

Motorized Breakers are required to complete this system. Please see pg. 9 for breaker pricing. Panels ship complete and ready to hang.



LCP Controller Module



NARROW PROFILE PANELBOARDS

LCP Series Column-width panels



LynTec narrow profile panels utilize the same Square D Powerlink motorized circuit breaker hardware platform as the standard LCP panels but requires significantly less horizontal wall-space. LCP series panels can now be installed on support columns or in electrical closets where horizontal space is at a premium.

- 208Y/120V or 480Y/277V
- LCP series compatible
- Top-fed configuration
- 30 or 42 space options
- Main breaker or Main Lug Only (MLO)



For for a full description of LCP series features, see page 6.

Model	Standard Main	Other Main Options	Dimensions
LCP Series Narrow Panelboards			
LCP 324N	100A	up to 125A	8.625" W x 65" H x 5.625" D (MLO 56"H)
LCP 336N	225A	100A, 125A, 150A, 175A, 200A	8.625" W x 85" H x 5.625" D (MLO 71"H)
LCS 330N	100A	up to 125A	8.625" W x 65" x 5.625" D (MLO 56"H)
LCS 342N	225A	100A, 125A, 150A, 175A, 200A	8.625" W x 65" x 5.625" D (MLO 65"H)

LynTec Model	Description	List Price
LPC Series Narrow Panelboards		
LCP 324N	3Ø, 4 wire, 208Y/120Vac, 100A Main, Holds 27 breakers, Controls up to 152 breakers. Includes LCP controller in separate enclosure.	\$7,600
LCP 336N	3Ø, 4 wire, 208Y/120Vac, 225A Main, Holds 39 breakers, Controls up to 165 breakers. Includes LCP controller in separate enclosure.	\$10,052
LCS 330N	3Ø, 4 wire, 208Y/120Vac, 100A Main, Holds 30 breakers, controlled by LCP panel.	\$4,565
LCS 342N	3Ø, 4 wire, 208Y/120Vac, 225A Main, Holds 42 breakers, controlled by LCP panel.	\$7,016

RPC & LCP SERIES BREAKER PRICES

MOTORIZED BREAKERS

Product #	Description	List Price
MBR-15	Bolt-on Motorized Breaker, Square D #ECB14015G3, 15 Amp. Single Pole	\$244
MBR-20	Bolt-on Motorized Breaker, Square D #ECB14020G3, 20 Amp. Single Pole	\$244
MBR-30	Bolt-on Motorized Breaker, Square D #ECB14030G3, 30 Amp. Single Pole	\$244
MBR-215	Bolt-on Motorized Breaker, Square D #ECB240215G3, 15 Amp. Two Pole	\$498
MBR-220	Bolt-on Motorized Breaker, Square D #ECB240220G3, 20 Amp. Two Pole	\$498
MBR-230	Bolt-on Motorized Breaker, Square D #ECB240230G3, 30 Amp. Two Pole	\$498
MBR-315	Bolt-on Motorized Breaker, Square D #ECB340215G3, 15 Amp. Three Pole	\$752
MBR-320	Bolt-on Motorized Breaker, Square D #ECB340220G3, 20 Amp. Three Pole	\$752
MBR-330	Bolt-on Motorized Breaker, Square D #ECB340230G3, 30 Amp. Three Pole	\$752

UNMOTORIZED BREAKERS

UBR-15	Bolt-On UnMotorized Breaker, Square D #EDB14015, 15 Amps. Single Pole	\$151
UBR-20	Bolt-On UnMotorized Breaker, Square D #EDB14020, 20 Amps. Single Pole	\$151
UBR-30	Bolt-On UnMotorized Breaker, Square D #EDB14030, 30 Amps. Single Pole	\$151
UBR-215	Bolt-On UnMotorized Breaker, Square D #EDB24015, 15 Amps. Two Pole	\$438
UBR-220	Bolt-On UnMotorized Breaker, Square D #EDB24020, 20 Amps. Two Pole	\$438
UBR-230	Bolt-On UnMotorized Breaker, Square D #EDB24030, 30 Amps. Two Pole	\$438



Based on Square D's latest generation of motorized breaker technology. Each breaker is rated for 200,000 on/off/on cycles and has a mean time to failure of 900,000 on/off/on cycles.

Square D G3 motorized breakers are available in denominations of 15, 20 and 30 Amps in one, two or three poles. Unmotorized Breakers up to 125A available in in 1, 2 or 3 poles.

- Plug-in control circuiting
- High Magnetic
- Bolt-in/Seismic rated
- 65kAIC @ 120V
- 14kAIC @ 208V

EXTERNAL DEVICE CONTROL

RPC I/OR Board	Incorporates RPC browser control of external loads and devices. Available with dry contact relays or high current transistors. Eight outputs per board.	\$561
-----------------------	---	-------

HIGH CURRENT CONTROL

CTR-1115	CTR-1115 Remote Contactor for panels. For loads up to 115A inductive, 200A resistive. Includes 1 contactor in an 16x14x8 enclosure.	\$2,057
CTR-2115	CTR-2115 Remote Contactor for panels. For loads up to 115A inductive, 200A resistive. Includes 2 contactors in an 16x14x8 enclosure.	\$3,050
CTR-3115	CTR-3115 Remote Contactor for panels. For loads up to 115A inductive, 200A resistive. Includes 3 contactors in an 24x24x8 enclosure.	\$5,170
CTR-4115	CTR-4115 Remote Contactor for panels. For loads up to 115A inductive, 200A resistive. Includes 4 contactors in an 24x24x8 enclosure.	\$6,163


For larger loads, please contact for pricing.

CURRENT MONITORING OPTION FOR RPC SERIES PANELS

Integrated Monitoring Capabilities for both Branch and Main Circuits

The current monitoring option provides power and energy data on branch circuits and mains in your RPC remote power panel, giving you an accurate vision of your capacity, energy use, and reliability.

- Available on RPC series panels
- Fully integrated into RPC web browser no extra software or service fees required
- Main three-phase and neutral monitoring
- Individual per branch circuit monitoring
- User-definable alarm parameters
- System sends email and text alerts when parameters are exceeded
- Downloadable data and reports
- 8MB internal storage--expandable via SD slot
- Graphing and charting functions



CTs for mains and neutrals are included in the package and field installed by your electrician. Branch CTs are factory installed.

Prices are in addition to base RPC prices on page 4. For more information visit www.LynTec.com

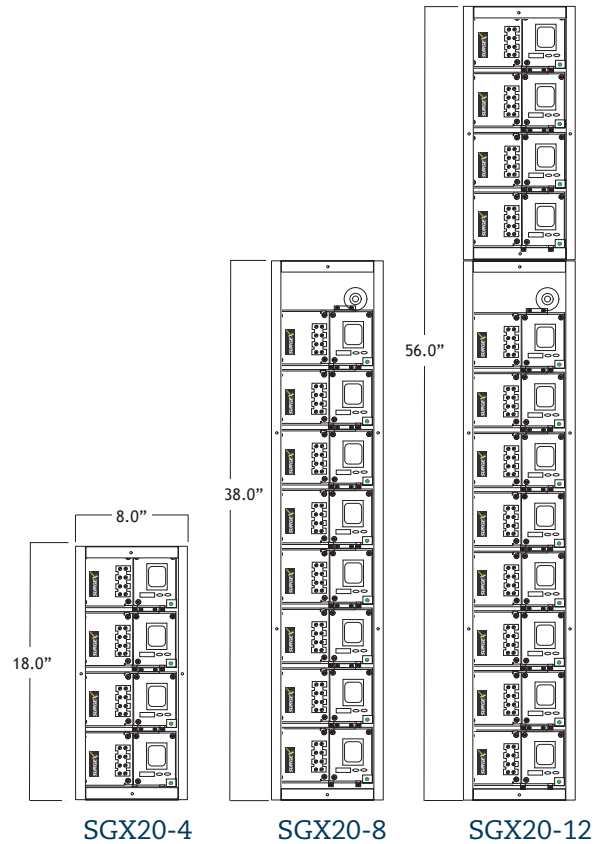
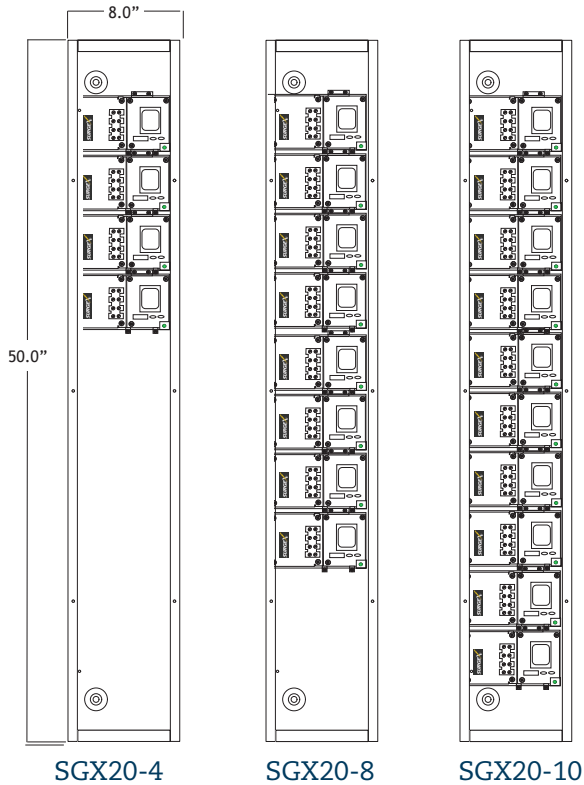
Product #	Description	List Price
CM-H	Current, Power and Energy monitoring for both branch circuits and mains. Hardware ONLY. Ready to connect to BMS via Modbus. For panels larger than 42 circuits, specify 2.	\$5,488
CM-S-BASIC	Current Monitoring Basic Software Site License. Includes real time display, short term graphs, alarm notification and data collection/export.	\$1,742
CM-MAINS ONLY	Includes Ethernet Meter, Split Core CTs and Terminal Block	\$5,428

SURGEX SIDECAR OPTION (PANELBOARDS ONLY)

Add SurgeX whole circuit protection to any LynTec Panelboard!

**SGX Series sidecars for MSP,
LCP or SCP series panelboards**

**SGX Series sidecars for
RPC series panelboards**



- Available in 4, 8, 10 and 12 module units
- Factory installed in LynTec Sidecars and ships attached to LynTec panels
- Advanced Series Mode surge protection
- Advanced Impedance Tolerant EMI/RFI filtering
- Self-test circuit with visual indicator
- 10-year warranty
- Made in U.S.A.

AVAILABLE MODELS:

- SGX20-4
- SGX20-8
- SGX20-10
- SGX20-12



Prices are in addition to base panel prices on page 4 and 9


Product #	Description	List Price
SGX20-4	LynTec sidecar with 4 20A SurgeX Modules	\$2,322
SGX20-8	LynTec sidecar with 8 20A SurgeX Modules	\$4,288
SGX20-10	LynTec sidecar with 10 20A SurgeX Modules	\$5,271
SGX20-12	LynTec sidecar with 12 20A SurgeX Modules	\$6,379

RPCR

RELAY PANELS | THE INDUSTRY'S MOST COMPLETE SELF-CONTAINED LIGHTING CONTROL RELAY PANEL AVAILABLE

STANDARD FEATURES ON ALL RPCR PANELS INCLUDE:

- Embedded web server with browser interface for super-easy set up.
- No on-site commissioning required, and LynTec takes the trouble calls direct
- Built in IP interface for smart phone, tablet or laptop control and monitoring
- Built in scheduling program with astronomical clock and 84 schedule events
- Built in contact closure inputs for wall or sensor operation (up to 38 inputs)
- Can be interfaced with any control system that communicates individual circuit addresses in IP, DMX, RS-232, BacNET or sACN
- Seamless integration into existing building management systems
- Circuit selectable load-shedding feature standard
- Circuit level sequencing with selectable step-rates standard
- Circuit selectable auto-on egress lighting feature standard
- Brownout (under-voltage) protection with automatic shutdown and controlled restart



The patent pending RPC control platform is available for controllable relay panels. Every RPCR panel is shipped as a complete hardware/software package and ready to install.

Product #	Description	List Price
RPCR-8	RPC Relay panel with 8 single-pole 30A relays	\$3,771
RPCR-16	RPC Relay panel with 16 single-pole 30A relays	\$7,008
RPCR-24	RPC Relay panel with 24 single-pole 30A relays	\$10,511
RPCR-32	RPC Relay panel with 32 single-pole 30A relays	\$11,823
RPCR-48	RPC Relay panel with 48 single-pole 30A relays	\$15,132
RPCR-64	RPC Relay panel with 64 single-pole 30A relays	\$18,084
-2P	Substitutes 1 240V 2-pole relay for one single pole relay.	\$113
-2P277	Substitutes 1 277V 2-pole relay for one single pole relay.	\$90
Brownout-8	Adds brownout functions for RPCR-8	\$657
Brownout	Adds brownout functions for RPCR-16 through RPCR-64	\$963



XTEND POWER CONTROL SERIES

REMOTE RELAY MODULES

Integrate Remote Components and Control Them Through Web-Enabled Devices

- Integrate XPC-powered components via the RPC, RPCR and NPAC or the XPC standalone controller
- Mount anywhere and connect via your network
- Built-in web server with browser interface
- Set-up, control and monitor via smartphone, tablet or computer

Power for Components in Hard to Reach Areas

- Easily add components to an existing LynTec system
- Place Xtend modules anywhere there's a circuit
- Power and control components at the equipment location

XPC STANDALONE CONTROLLER

Required for Systems Without an RPC, RPCR or NPAC Onsite

- Interfaces with IP, Telnet, DMX, sACN or contact closure control systems
- Enable up to 12 zones across the entire system and control each with a different protocol
- Circuit-level sequencing with customizable step-rates from fractions of a second to 999 seconds (reverse off)
- Circuit selectable load shedding and auto-on
- Built-in scheduling program with astronomical clock and up to 84 schedule options



Product #	Description	List Price
XRM 20 Relay Module	Standalone 20-amp cube enclosure with two independent relays to control the two onboard duplex plugs. 5.50"H x 6.40"W x 3.75"D	\$495
XRL 20 Relay Module	Standalone 20-amp cube enclosure with two independent relays to control the two onboard powercon connectors. 5.50"H x 6.40"W x 3.75"D	\$547
XRM 30 Relay Module	Standalone 30-amp cube enclosure with a single relay switch that controls a single 30A L5-30 receptacle. 9"H x 6"W x 4"D	\$772
XRS 20 Rack Sequencer	A 1RU rack-mounted enclosure powered from a 20-amp circuit to control three duplex receptacles, each with dedicated relay switch for onboard sequencing. Includes line conditioning and surge protection. 1.75"H x 19"W x 7"D	\$876
XRS 80 Rack Sequencer	A hardwired vertical rack-mounted strip, managing up to four 20-amp circuits for powering four corresponding duplexes, each with dedicated switch for onboard control. 32"L x 3.5"W x 2"D	\$985
XPC Controller	Standalone controller for XRM and XPS units	\$1,240

NPAC

MULTI-CIRCUIT, RACK MOUNT NETWORKABLE POWER AUTOMATION CONTROL

HARDWARE FEATURES

- 80A capacity
- 120V and 240V models available
- Four 20A IEC inputs feed either 4 or 8 Panasonic latching relays
- Four 20A commercial-grade duplex Nema 5-20 outlets (6-20 for 240V models)
- Server/client architecture means that you can control up to 10 NPAC units on a single network
- RJ-45 network connection
- DMX in & isolated thru connections
- Emergency override input
- Four contact closure inputs
- Standard 2RU rack size (3.5")
- ETL listing to UL1419 & CSA 60950 standard pending



SOFTWARE FEATURES

- Built-in web server with browser interface for super-easy set up
- Circuit level sequencing with selectable individual step-rates (25ms to 999 seconds)
- Built in scheduling program with astronomical clock and 84 schedule events
- Can be interfaced with any control system that communicates individual circuit addresses in HTTP, Telnet, DMX, sACN or contact closure
- Circuit selectable load-shedding feature for emergency shutoff
- Brownout (under-voltage) and over-voltage protection with automatic shut-down and controlled restart

Product #	Description	List Price
NPAC-120-4	NPAC rack-mount panel with 4 120V 20A relays (max input 80A; 7680W)	\$2,840
NPAC-120-8	NPAC rack-mount panel with 8 120V 20A relays (max input 80A; 7680W)	\$3,217
NPAC-240-4	NPAC rack-mount panel with 4 240V 20A relays (max input 80A; 15,360W)	\$3,232
NPAC-240-8	NPAC rack-mount panel with 8 240V 20A relays (max input 80A; 15,360W)	\$3,902
NPAC-OR	Outbound relay option. Incorporates NPAC browser control of external loads and devices. Two low-voltage outbound contacts. Replaces DMX Control.	\$255
NPAC-CBL20	Cable upgrade - Four 20' cables. Replaces four standard 8' cables	\$85

MSP | MODULAR SEQUENCING PANELBOARDS

Circuit protection and control in one panel!

SPECIFYING IN 3 EASY STEPS

1. Choose three phase **(3)** or single phase **(1)**
2. Choose the number of circuits: **38, 41 or 53** (38 circuits if the main size is less than 100A--see below)
3. Choose the maximum number of controlled circuits: **12, 24, 36, 48 or 60**

EXAMPLE: MSP 341-24 = a 3 phase sequencing panel board with 41 circuits
(24 max controlled)

3 Phase Main Breaker Options

The standard panelboards have a factory installed, bottom fed, 3 pole, 225 Amp main breaker, Square
DJGP36225, 65kAIR

125, 150, 175 or 200 Amp main breakers are available on special order. Use part number suffix ,
-MHG3**125**, -MJG3**150** (45 kVA), -MJG3**175** (50 kVA) or -MJG3**200** (60 kVA) [all 65kAIR].

Add \$100.

* Smaller main sizes are also available by replacing large main breaker with a 3 pole, back-fed,
bolt-on, breaker: -BM30**30** (7.5 kVA), -BM30**35** (9-10 kVA), -BM30**50**, -BM30**60** (15 kVA), -BM30**70** (20
kVA), -BM30**90** (25 kVA) or
-BM31**00** (30 kVA). [All 22kAIR Amps Interrupt Rating]

NOTE This modification reduces the number of available branch breaker spaces from 41 to 38, hence
a **MSP 341-xx** becomes a **MSP 338-xx**.

Add \$200 for exchange at time of order.

Field exchange price: \$250.

MLO Option: Add a **MLO** suffix for **Main Lugs Only**. Deduct \$100 from standard MSP pricing. No field
exchanges.

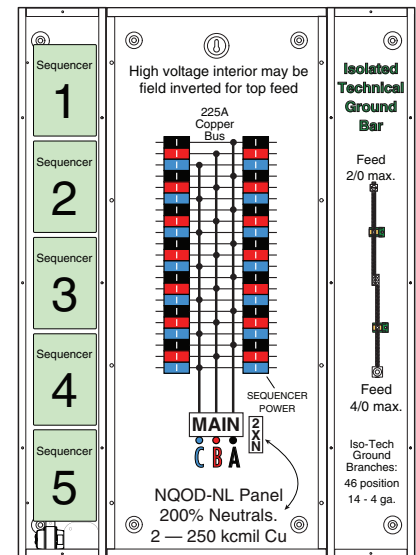
Single Phase Main Breaker Options

225A bus with 100% neutral, interior with a QGL22xxx main breaker, 65kAIR.

xxx = 070, 080, 090, 100, 125, 150, 175, 200 or 225 Amp main breaker.

Because all single phase panelboards are special order,

(**NCNR** Non Cancellable Non Returnable), there is no "standard" main breaker for single phase MSP.



THREE PHASE – 4 WIRE, 208Y/120VAC

Model #	Main Breaker (amps)	Useful 120V Ampacity derated to 80%	Branch Breaker spaces may be sequenced (BMB) or unsequenced (BUMB)	Controller Capacity (will drive up to this many breakers)	List Price
MSP 341-12	70-225	[540 A @120v]	41	12	\$9,120
MSP 341-24	70-225	[540 A @120v]	41	24	\$10,030
MSP 341-36	70-225	[540 A @120v]	41	36	\$10,860
MSP 341-48	70-225	[540 A @120v]	41	48	\$11,693
MSP 341-60	70-225	[540 A @120v]	41	60	\$12,526
Panel Options					
Main Breaker options: See previous page available sizes and model suffix					\$143
Main Lug Only option: Add suffix -MLO Deduct from standard panelboard pricing					-\$143
When a 3 phase main breaker of less than 100 Amps is required. A smaller back fed, bolt-on, main breaker is installed. EX: MSP 338-12, -24, -36, -48 or -60 -BM3xxx See previous page for main breaker options.					\$308
400 A Panel option (Useful Ampacity: 960A @120V)					\$386

* **Motorized Breakers are required to complete this system. Please see page 12 for breaker pricing.**

MSLC, LCLC & SCLC LOAD CENTERS

Circuit protection and control in one panel!

Three control options available:

MS SERIES adds **ONE-TOUCH** sequential on/off control

LC SERIES adds **DMX512** individual circuit control

SC SERIES adds **RS-232** individual circuit control

SPECIFYING IN 5 EASY STEPS

1. Choose the control method **MS**=Sequencing, **LC**=DMX512, and **SC**=RS-232
2. Choose the cabinet style: **LC** for load center.
3. Choose three phase (**3**) or single phase (**1**)
4. Choose the number of circuits: **26** or **41**
5. Choose the maximum number of controlled circuits: **12, 24, 36**, or **48** for MS and **10, 20, 30**, or **40** for LC and SC

EX: **MSLC 326-24** = a 3 phase sequencing load center with 26 circuits (24 max controlled)

*** All LynTec products can be daisy-chained**



Main Breaker & MLO Options

Single Phase Load Center

The standard Single Phase **LC 129-xx** has a factory installed, two pole, 200 Amp main breaker. (When a 37.5 kVA transformer is source)

Optional main breaker available: 150 Amps. Part number suffix: -M1150.

Smaller main sizes are also available by replacing the main breaker with a 2 pole, back-fed breaker: -M1030 (When a 5 kVA transformer is source),

-M1040 (7.5 kVA), -M1060 (10 kVA), -M1080 (15 kVA) or -M1100 (20 kVA).

***Note** This modification reduces the number of available branch breaker spaces from 29 to 27, hence a **MSLC 129-xx** becomes a **MSLC 127-xx**.

Add \$150 for exchange at time of order. Field exchange price: \$200.

Small 3 Phase Load Center

The standard **LC 326-xx** has a clip-on, back-fed, 3 pole, 100 Amp main breaker. (When a 30 kVA transformer is source) In some instances a smaller isolation transformer feeding the panel requires the use of a smaller main breaker.

Optional main breakers available: 25, 30, 50, 60, 70 or 90 Amps. [All 22kAIR Amps Interrupt Rating]

Use part number suffix: -M3025 (When a 5 kVA transformer is source), -M3030 (9 kVA), -M3060 (15 kVA), -M3070 (20 kVA), or -M3090 (25 kVA). Add \$150 for exchange at time of order. Field exchange price: \$200.

Outside dimensions
20.9" w x 39.3" h x 3.9" d

Large 3 Phase Load Center

The standard **LC 341-xx** has a factory installed, 3 pole, 225 Amp main breaker (65 kVA transformer) [25kAIR Amps Interrupt Rating].

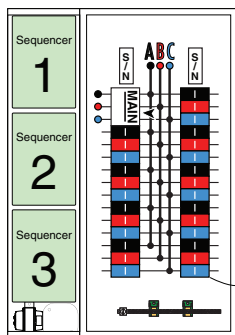
150 & 200 Amp main breakers are available on special order. Use part number suffix -M3150 (45 kVA) or -M3200 (60 kVA) [All 25kAIR] Add \$100. Field exchange price: \$150.

Smaller main sizes are also available by replacing the large main breaker with a 3 pole, back fed breaker: -M3030 (7.5 kVA), -M3035 (10 kVA), -M3050 (15 kVA), -M3070 (20 kVA), -M3090 (25 kVA) or -M3100 (30 kVA) [All 22kAIR Amps Interrupt Rating]

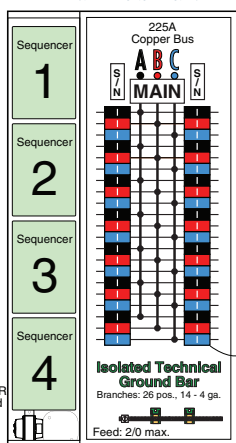
Note This modification reduces the number of available branch breaker spaces from 41 to 38, hence a **SCLC 341-xx** becomes a **SCLC 338-xx**. Add \$150 for exchange at time of order. Field exchange price: \$200.

-MLO (Main Lug Only) Option: We only stock **load centers** with main breakers. If your spec. requires a MLO we will provide it at the same price as the standard panel.

Outside dimensions
20.9" w x 29.8" h x 3.9" d



SEQUENCER POWER
10A supplied installed



SEQUENCER POWER
10A supplied installed

LOAD CENTER PRICING

Motorized Breakers are required to complete this system. Please see page 18 for breaker pricing.

SINGLE PHASE – 3 WIRE,120/240VAC

Model #	Power Type--Single or Three Phase	Square D Reference number (all UL listed)	Main Breaker (amps)	Branch Breaker spaces may be sequenced or unsequenced	Sequencer Capacity (will drive up to this many breakers)	List Price
MSLC 129-12	1Ø, 3 wire, 120/240Vac	Q0130M200	200 [240 Amps @120v]	29	12	\$3,891
MSLC 129-24	1Ø, 3 wire, 120/240Vac	Q0130M200	200 [240 Amps @120v]	29	24	\$4,740
MSLC 129-36	1Ø, 3 wire, 120/240Vac	Q0130M200	200 [240 Amps @120v]	29	36	\$5,586
129 Main Breaker options: Add suffix -M1150 (45 kVA), Special order. Allow 3 weeks for delivery.						\$143
For smaller main breakers (≤100A) order a MSLC-127-12, -24, or -36 with a -M1xxx suffix to denote main size. Back-fed main breaker -M1030, -M1040, -M1060, -M1080 or -M1100 [MSLC 129-xx becomes MSLC 127-xx]						\$215

THREE PHASE – 4 WIRE, 208Y/120VAC SHORT CABINET – 3 PHASE

Sequencing						
MSLC 326-12	3Ø, 4 wire, 208Y/120Vac	Q0327M100	100 [240 Amps @120v]	26	12	\$4,242
MSLC 326-24	3Ø, 4 wire, 208Y/120Vac	Q0327M100	100 [240 Amps @120v]	26	24	\$5,091
MSLC 326-36	3Ø, 4 wire, 208Y/120Vac	Q0327M100	100 [240 Amps @120v]	26	36	\$5,940
DMX Individual Circuit Control						
LCLC 326-10	3Ø, 4 wire, 208Y/120Vac	Q0327M100	100 [240 Amps @120v]	26	10	\$4,491
LCLC 326-20	3Ø, 4 wire, 208Y/120Vac	Q0327M100	100 [240 Amps @120v]	26	20	\$5,340
LCLC 326-30	3Ø, 4 wire, 208Y/120Vac	Q0327M100	100 [240 Amps @120v]	26	30	\$6,186
RS-232 Individual Circuit Control						
SCLC 326-10	3Ø, 4 wire, 208Y/120Vac	Q0327M100	100 [240 Amps @120v]	26	10	\$4,491
SCLC 326-20	3Ø, 4 wire, 208Y/120Vac	Q0327M100	100 [240 Amps @120v]	26	20	\$5,340
SCLC 326-30	3Ø, 4 wire, 208Y/120Vac	Q0327M100	100 [240 Amps @120v]	26	30	\$6,186
The standard LC 326 have a clip-on, back-fed, 3 pole, 100 Amp main breaker. In some instances a smaller isolation transformer feeding the panel requires the use of a smaller main breaker. 326 Main Breaker options: Add suffix at time of order. -M3025, -M3035, -M3050, -M3060, -M3070 or -M3090						\$215

TALL CABINET – 3 PHASE

MSLC 341-12	3Ø, 4 wire, 208Y/120Vac	Q0342MQ225	225 [540 Amps @120v]	41	12	\$6,070
MSLC 341-24	3Ø, 4 wire, 208Y/120Vac	Q0342MQ225	225 [540 Amps @120v]	41	24	\$6,918
MSLC 341-36	3Ø, 4 wire, 208Y/120Vac	Q0342MQ225	225 [540 Amps @120v]	41	36	\$7,767
MSLC 341-48	3Ø, 4 wire, 208Y/120Vac	Q0342MQ225	225 [540 Amps @120v]	41	48	\$8,613
DMX Individual Circuit Control						
LCLC 341-10	3Ø, 4 wire, 208Y/120Vac	Q0342MQ225	225 [540 Amps @120v]	41	10	\$6,252
LCLC 341-20	3Ø, 4 wire, 208Y/120Vac	Q0342MQ225	225 [540 Amps @120v]	41	20	\$7,101
LCLC 341-30	3Ø, 4 wire, 208Y/120Vac	Q0342MQ225	225 [540 Amps @120v]	41	30	\$7,947
LCLC 341-40	3Ø, 4 wire, 208Y/120Vac	Q0342MQ225	225 [540 Amps @120v]	41	40	\$8,796
RS-232 Individual Circuit Control						
SCLC 341-10	3Ø, 4 wire, 208Y/120Vac	Q0342MQ225	225 [540 Amps @120v]	41	10	\$6,252
SCLC 341-20	3Ø, 4 wire, 208Y/120Vac	Q0342MQ225	225 [540 Amps @120v]	41	20	\$7,101
SCLC 341-30	3Ø, 4 wire, 208Y/120Vac	Q0342MQ225	225 [540 Amps @120v]	41	30	\$7,947
SCLC 341-40	3Ø, 4 wire, 208Y/120Vac	Q0342MQ225	225 [540 Amps @120v]	41	40	\$8,796
The MSLC 341-12, -24, -36, and -48 standard configuration is a factory installed, 3 pole, 225 Amp main breaker (65 kVA). 341 Main Breaker options: Add suffix -M3150 or -M3200						\$143
For smaller main breakers (<150A) order a MSLC-338-12, -24, -36 or -48, with a -M3xxx suffix to denote main size. Large cabinet with smaller back fed main breaker -M3030, -M3035, -M3050, -M3070, -M3090 or -M3100. MSLC 338 adder to 341 prices above						\$215

MS, LC & SC BRANCH BREAKERS

Not compatible with RPC and LCP Series Panelboards

MSP, MSLC, LCLC & SCLC MOTORIZED BREAKERS

Note: LynTec motorized breakers have special 60" long leads not normally stocked by Square D distributors.

Model	Description	List Price
Snap-In Breakers (for use in Both Load Centers and Panelboards)		
MB-15	Motorized Breaker, Square D #QO115PL-5393, 15 Amps (High Magnetic)	\$183
MB-20	Motorized Breaker, Square D #QO120PL-5393, 20 Amps (High Magnetic)	\$183
MB-30	Motorized Breaker, Square D #QO130PL-5393, 30 Amps (NOTE Code requires 30 Amp receptacles [non-Edison])	\$256
MB-220	Motorized Breaker, Square D #QO220PL-5393, 20 Amps 2 pole (High Magnetic)	\$448
Bolt-On Breakers (For use in Panelboards ONLY)		
BMB-15	Bolt-on Motorized Breaker, Square D #QOB115PL-5393, 15 Amps (High Magnetic)	\$192
BMB-20	Bolt-on Motorized Breaker, Square D #QOB120PL-5393, 20 Amps (High Magnetic)	\$192
BMB-30	Bolt-on Motorized Breakers, Square D #QOB130PL-5393, 30 Amps (NOTE Code requires 30 Amp receptacles [non-Edison])	\$259
BMB-220	Bolt-on Motorized Breaker, Square D #QOB220PL-5393, 2 pole, 20 Amps (High Magnetic)	\$538

MSP, MSLC, LCLC & SCLC UNMOTORIZED BREAKERS

Snap-In Breakers (for use in Both Load Centers and Panelboards)		
UMB-10	UnMotorized Breaker, Square D #QO110, 10 Amps, Single Pole. [for un-sequenced circuits]	\$30
UMB-15	UnMotorized Breaker, Square D #QO115HM, 15 Amps Single Pole. (High Magnetic) [for un-sequenced circuits]	\$30
UMB-20	UnMotorized Breaker, Square D #QO120HM, 20 Amps Single Pole. (High Magnetic) [for un-sequenced circuits]	\$30
Bolt-On Breakers (For use in Panelboards ONLY)		
BUMB-15	Bolt-on UnMotorized Breaker, Square D #QOB115HM, 15 Amps Single Pole. (High Magnetic) [for un-sequenced circuits]	\$41
BUMB-20	Bolt-on UnMotorized Breaker, Square D #QOB120HM, 20 Amps Single Pole. (High Magnetic) [for un-sequenced circuits]	\$41
BUMB-30	Bolt-on UnMotorized Breaker, Square D #QOB130, 30 Amps, Single Pole. [for un-sequenced circuits]	\$41
QO series breakers (both motorized and un-motorized) come in a variety of sizes. If the breaker you need isn't listed here, please call 800-724-4047 for pricing.		

RELAY PANELS

PDS, LCRP, SCRP | ADD CIRCUIT CONTROL TO ANY EXISTING BREAKER PANEL!

Sequencing			List Price
Model	Description		
PDS-12-4	120v 4 circuit model. Cabinet & sequencer complete with 4 ea. Relays, each having 30 Amp switching capability, with one SS-2 Switch Set		\$1,387
PDS-12-8	120v 8 circuit model. Cabinet & sequencer complete with 8 ea. Relays, each having 30 Amp switching capability, with one SS-2 Switch Set		\$1,731
PDS-12	120v, 12 circuit model. Cabinet & sequencer complete with 12 ea. Relays, having 30 Amp switching capability, with one SS-2 Switch Set		\$1,990
DMX Individual Circuit Control			
LCRP-12-4	120 V--4 circuit model. Cabinet & DMX512 controller with 4 Relays (30A switching capability each)		\$1,387
LCRP-12-8	120 V--8 circuit model. Cabinet & DMX512 controller with 8 Relays, (30A switching capability each)		\$1,731
LCRP-12	120 V--12 circuit model. Cabinet & DMX512 controller with 12 Relays, (30A switching capability each)		\$1,990
RS-232 Individual Circuit Control (available December 2024)			
SCRP-12-4	120 V--4 circuit model. Cabinet & RS-232 controller with 4 Relays (30A switching capability each)		\$1,387
SCRP-12-8	120 V--8 circuit model. Cabinet & RS-232 controller with 8 Relays, (30A switching capability each)		\$1,731
SCRP-12	120 V--12 circuit model. Cabinet & RS-232 controller with 12 Relays, (30A switching capability each)		\$1,990
Alternative Voltages			
For 240v operation: Add OV erseas suffix to part number for 240v transformer. Example: PDS-12 OV (NOT CE rated)			\$55
277V option: Replaces 120V transformer with a 277V transformer. Add to above prices.			\$24

MOTORIZED BREAKER RETROFIT BOXES

For use with existing Square D QO series panels

Sequencing			
MRTS-12	12 circuit modular sequencer with 120v power supply & 10A CONTROL POWER breaker mounted in rain tight cabinet. Controls 1-12 motorized breakers (not included).		\$2,232
MRTS-24	24 circuit modular sequencer with 120v power supply & 10A CONTROL POWER breaker mounted in rain tight cabinet. Controls 1-24 motorized breakers (not included).		\$3,116
DMX Individual Circuit Control			
RBLC-10	One DMX512 10 circuit controller in raintight enclosure with power transformer & 10A CONTROL POWER breaker. Controls 1-10 motorized breakers (not included).		\$2,232
RBLC-20	Two DMX512 10 circuit controllers in raintight enclosure with power transformer & 10A CONTROL POWER breaker. Controls 1-20 motorized breakers (not included).		\$3,116
RS-232 Individual Circuit Control			
RBSC-10	One RS-232 10 circuit controller in raintight enclosure with power transformer & 10A CONTROL POWER breaker. Controls 1-10 motorized breakers (not included).		\$2,232
RBSC-20	Two RS-232 10 circuit controllers in raintight enclosure with power transformer & 10A CONTROL POWER breaker. Controls 1-10 motorized breakers (not included).		\$3,116

ACCESSORIES

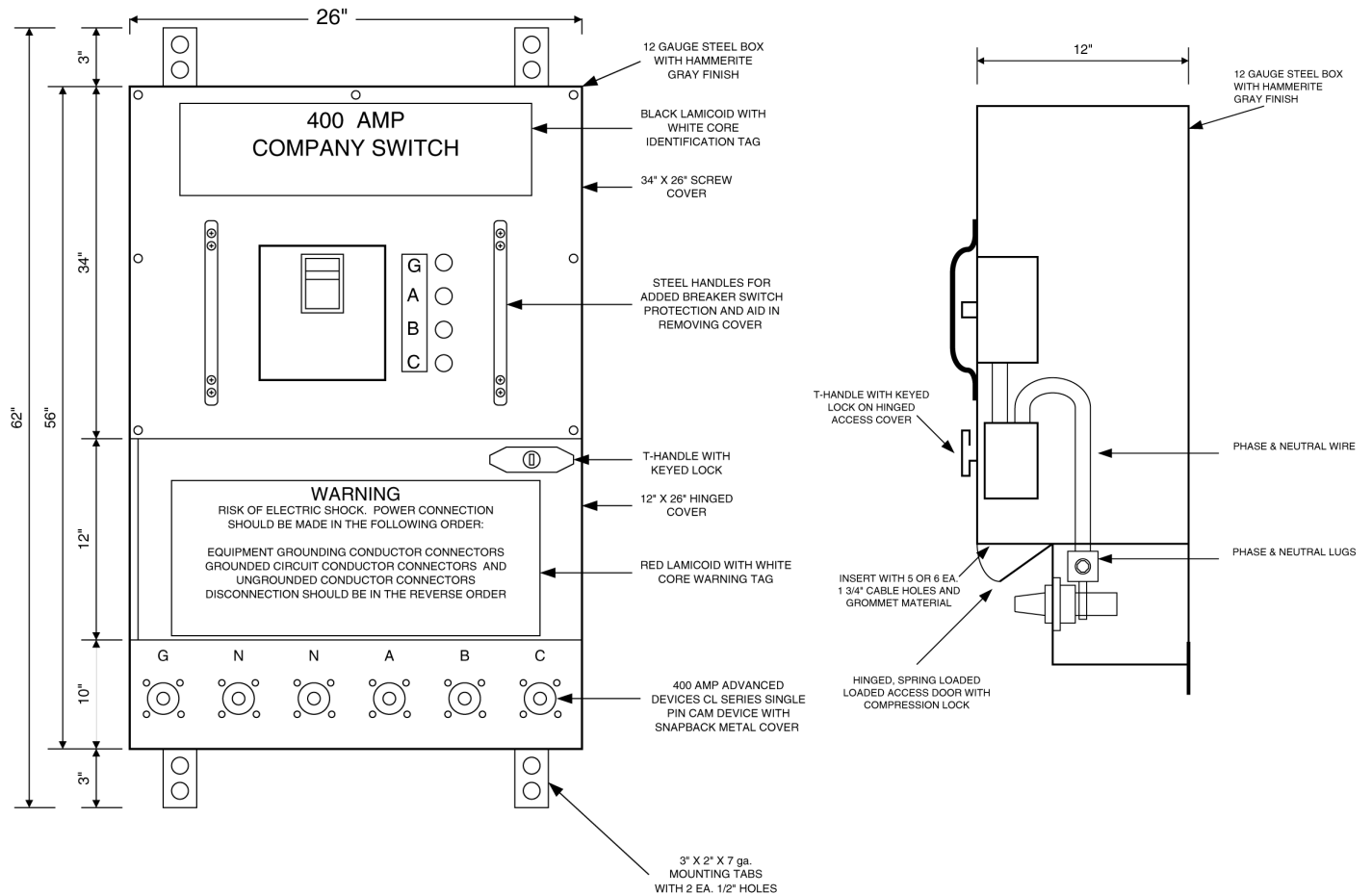
(SWITCHES, TVSS UNITS, UPGRADES)

Switches		
Model	Description	List Price
KS-2L	Locking Key Switch, SPDT, Supplied with 2 keys and tumbler lock-position label. For remote mounting in double-flatted .640" x .750" or 3/4" diameter round hole. 	\$41
SS-2	Additional Sequencer ON/OFF Switch set, SPDT. (One is included with each PDS, MSLC or MSP sequencer system). OFF and illuminated ON push-button switches with built-in legends. 1 set required for each control location. (up to 5 supported) <div> <div> <p>Green - LED illuminated</p>  <p>SS-2 Switch Set, actual size Mount in 5/8" round holes on 1" centers. Maximum panel thickness 1/4".</p> </div> <div> <p>Red - not illuminated</p>  </div> <div>  <p>side view (IDEAL6 series) Both ON & OFF are momentary SPDT.</p> </div> <div>  <p>PDF Adobe Brochure</p> </div> <div>  </div> </div>	\$96
SS-2PL or SS-2DPL	Locking Switch Set. One SS-2 switch set on a single gang stainless steel wall plate (SS-2PL) or a stainless steel decora insert (SS-2DPL & SS-2DPLB for black finish) with a locking switch, 2 keys, and a tumbler lock-position label. Key may be removed in either locked or unlocked position. 	\$141
SS-32	Same as SS-2 except both switches are DPDT. Additional set of momentary contacts useful for controlling other devices.	\$141
SS-32PL	Same as SS-2PL except both switches are DPDT. Additional set of momentary contacts useful for controlling other devices.	\$184
SS-2LRP	Locking Switch Set. One SS-2 switch set on a single Rack Plate with a locking switch, 2 keys, and a tumbler lock-position label. Key may be removed in either locked or unlocked position. 19" x 1.72". 	\$192
SS-4LRP	Locking Switch Set. Two SS-2 switch sets on a single Rack Plate with two locking switches & 4 keys. Key may be removed in either locked or unlocked position. 19" x 1.72".	\$330
Custom Switches	LynTec offers a variety of custom switch options. Please call for pricing.	Call
Network Switches		
SSN-2PL or SSN-2DPL	Network POE Locking Switch Set. One SS-2 switch set on a single gang stainless steel wall plate (SS-2PL) or a stainless steel decora insert (SS-2DPL & SS-2DPLB for black finish) with a locking switch, 2 keys, and a tumbler lock-position label. Key may be removed in either locked or unlocked position. 	\$291
SSN-2LRP	Network POE Locking Switch Set. One SS-2 switch set on a single Rack Plate with a locking switch, 2 keys, and a tumbler lock-position label. Key may be removed in either locked or unlocked position. 19" x 1.72".	\$342
SSN-4LRP	Network POE Locking Switch Set. Two SS-2 switch sets on a single Rack Plate with two locking switches & 4 keys. Key may be removed in either locked or unlocked position. 19" x 1.72".	\$480

SURGE SUPPRESSION

SSP02XDSE20A1	Square D Surgeloc Type 1 SPD 3ø, 208Y/120V TVSS 200kA Surge Protection Device. Mounts adjacent to any 3ø panel UL listed. 3 weeks After Receipt of Payment	\$2,428
SSP02EMA12D	SSP02EMA12D Square D Surgeloc Type 1 SPD with disconnect switch, 3ø, 208Y/120V TVSS 120kA Surge Protection Device. Mounts adjacent to any 3ø panel UL listed. 3 weeks ARO	\$3,654

COMPANY SWITCHES



- Available in 60A, 100A, 200A, 400A
- Cam-Lok connectors
- Manufactured from 12-gauge steel
- Phase and ground indicators
- Shunt-trip Mechanism
- Keyed lock
- Made in U.S.A.

AVAILABLE MODELS:

- CS-LT-60A-5W-C
- CS-LT-100A-5W-C
- CS-LT-200A-5W-C
- CS-LT-400A-5W-C
- CS-LT-400A-6W-C (200% neutrals)

Product #	Description	List Price
CS-LT-60A-5W	CS-LT-60A-5W 60A company switch; 3-phase, 5-wire	\$9,543
CS-LT-100A-5W	CS-LT-100A-5W 100A company switch; 3-phase, 5-wire	\$9,543
CS-LT-200A-5W	CS-LT-200A-5W 200A company switch; 3-phase, 5-wire	\$11,863
CS-LT-400A-5W	CS-LT-400A-5W 400A company switch; 3-phase, 5-wire	\$12,572
CS-LT-400A-6W	CS-LT-400A-5W 400A company switch; 3-phase, 6-wire; 200% Neutrals	\$12,915